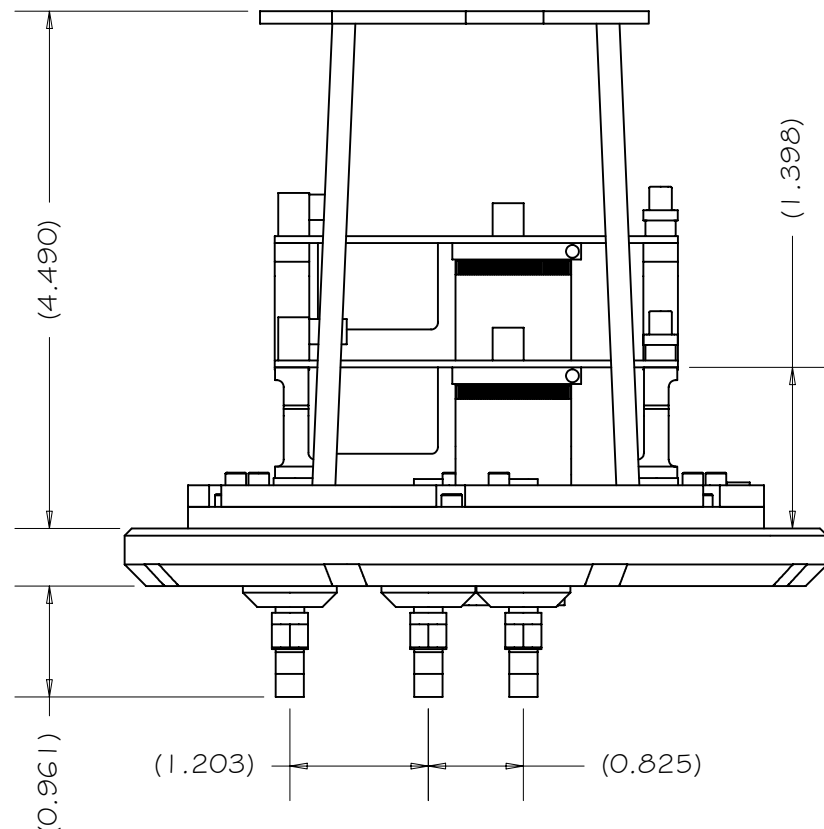
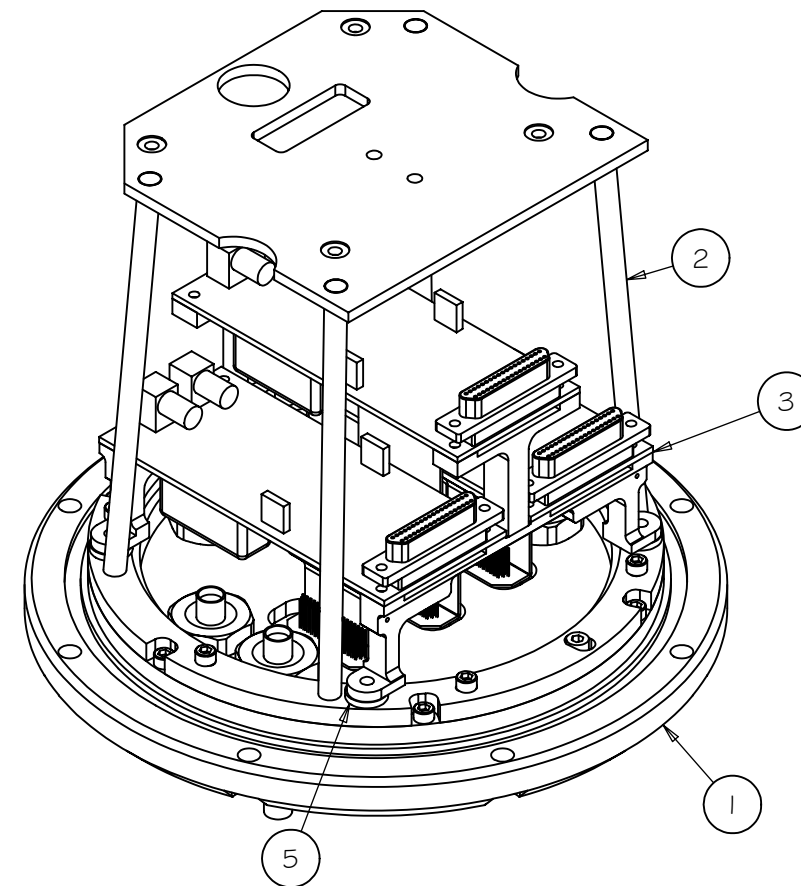
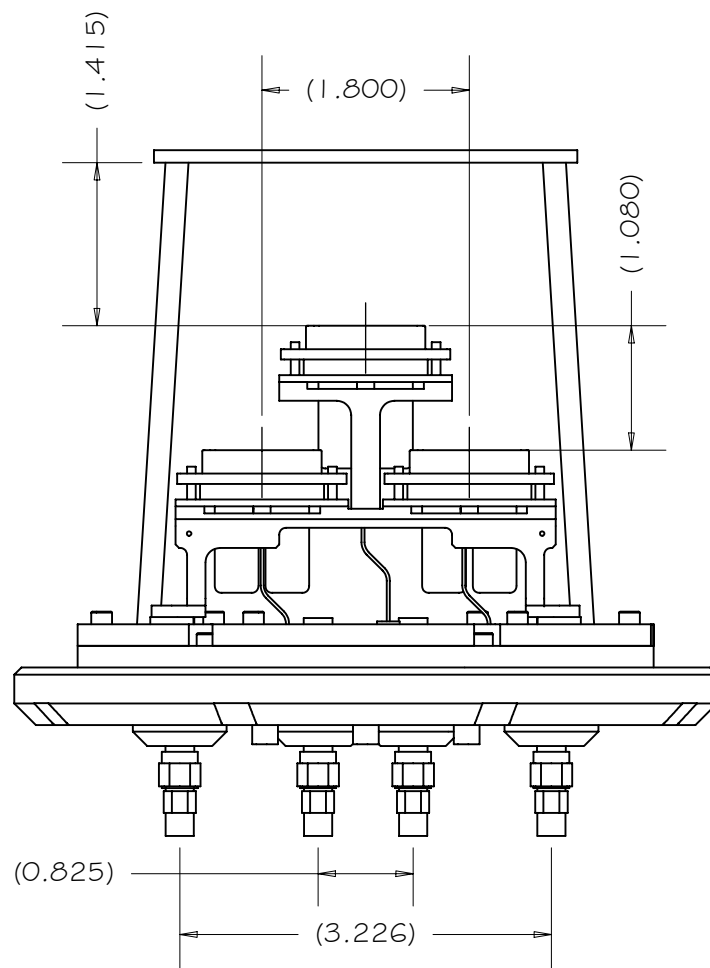
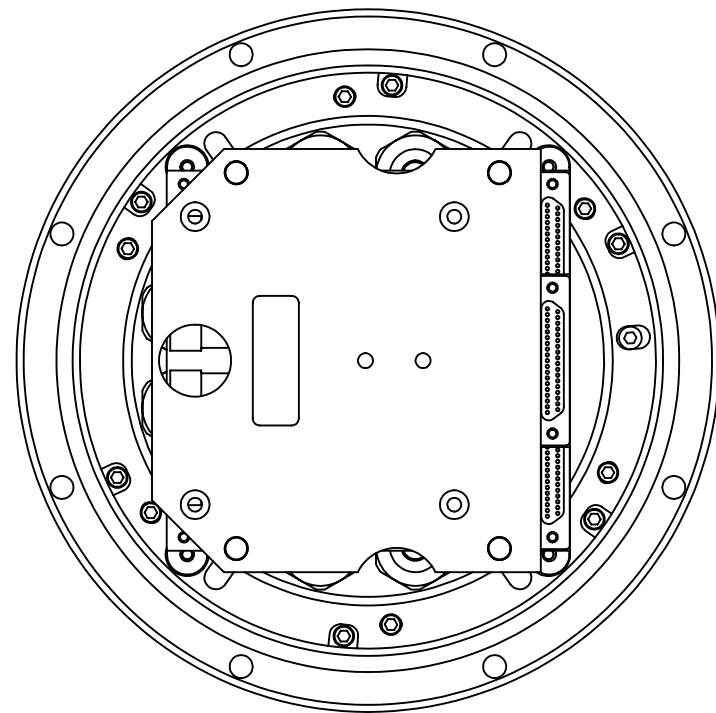


REV	DRWN	CHK'D	DATE	DESCRIPTION
A	GFC	JL	5/14/03	INITIAL RELEASE
B	GFC	JL	6/6/03	ADDED SPACER (ITEM 5)



PARTS LIST				
ITEM	QTY	P/N	DESCRIPTION	
1	1	H-9116	REAR DEWAR LID ASSEMBLY	
2	1	H-9357	CCD SUPPORT SPIDER SUB-ASSEMBLY	
3	1	H-9363	INTERCONNECT BOARD & SUPPORTS ASSEMBLY	
4	6	H/W	SCREW, SHCS, 4-40 x .5, VENTED	
5	4	H/W	DELFIN SPACER, .375 OD x .0625 THK, THRU HOLE FOR 4-40	

TOLERANCES UNLESS OTHERWISE NOTED:
 FRACTIONAL: 0"-6": ±1/64" 6"-24": ±1/32"
 24"+: ±1/16"
 DECIMAL: X.X: ±0.1000" X.XX: ±0.0100"
 X.XXX: ±0.0050" X.XXXX: ±0.0001"
 ANGLES: ±0.5° FINISH: 125 MICRO INCHES
 BREAK ALL SHARP EDGES & CORNERS 1/64" MAX



DRAWN	G CABAK	5/14/2003	HIRES CCD UPGRADE	
CHECKED	J LEWIS		MAJOR ASSEMBLED	
DESIGNED	G CABAK		TITLE	
ENGINEER	G CABAK		LID & SPIDER ASSEMBLY	
MATERIAL		PROJECT CODE		REV
PARTS LIST		KHCCDE		B
FINISH		NEXT ASSY		1
		H-9112		
		DO NOT SCALE DRAWING		
		DWG NO		
		H-9117		