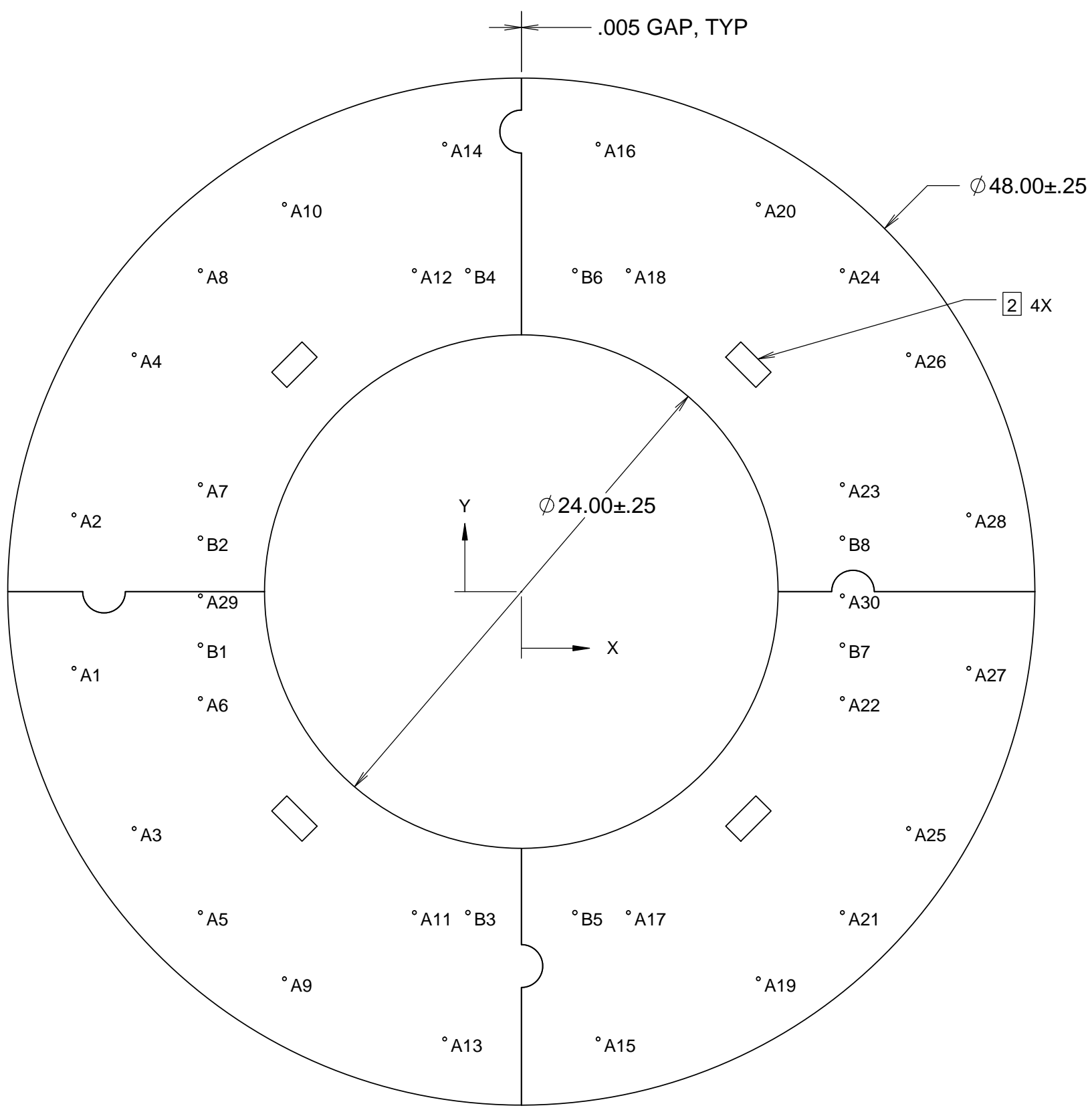


REVISIONS				
REV	DATE	DRW'N	CHCK'D	DESCRIPTION
A	27JAN17	GFC		INITIAL RELEASE
B	09FEB17	GFC	--	DESIGN CHANGE
C	29MAR17	GFC	--	REMOVED NOTE 3

HOLE DETAILS			
TAG	X LOC	Y LOC	SIZE
A1	-20.91	-3.58	
A2	-20.91	3.58	
A3	-18.09	-11.07	
A4	-18.09	11.07	
A5	-15.00	-15.00	
A6	-15.00	-5.00	
A7	-15.00	5.00	
A8	-15.00	15.00	
A9	-11.07	-18.09	
A10	-11.07	18.09	
A11	-5.00	-15.00	
A12	-5.00	15.00	
A13	-3.58	-20.91	
A14	-3.58	20.91	
A15	3.58	-20.91	
A16	3.58	20.91	
A17	5.00	-15.00	
A18	5.00	15.00	
A19	11.07	-18.09	
A20	11.07	18.09	
A21	15.00	-15.00	
A22	15.00	-5.00	
A23	15.00	5.00	
A24	15.00	15.00	
A25	18.09	-11.07	
A26	18.09	11.07	
A27	20.91	-3.58	
A28	20.91	3.58	
A29	-15.00	-2.0	
A30	15.00	-2.0	
B1	-15.00	-2.50	
B2	-15.00	2.50	
B3	-2.50	-15.00	
B4	-2.50	15.00	
B5	2.50	-15.00	
B6	2.50	15.00	
B7	15.00	-2.50	
B8	15.00	2.50	



CLR FOR #8

CLR FOR #10


NOTES

- 1 CAD MODEL FILENAME, 872-LM8130 AsBuilt Footprint
- 2 MARK THIS SIDE TO FACE M2 AT FINAL MACHINING

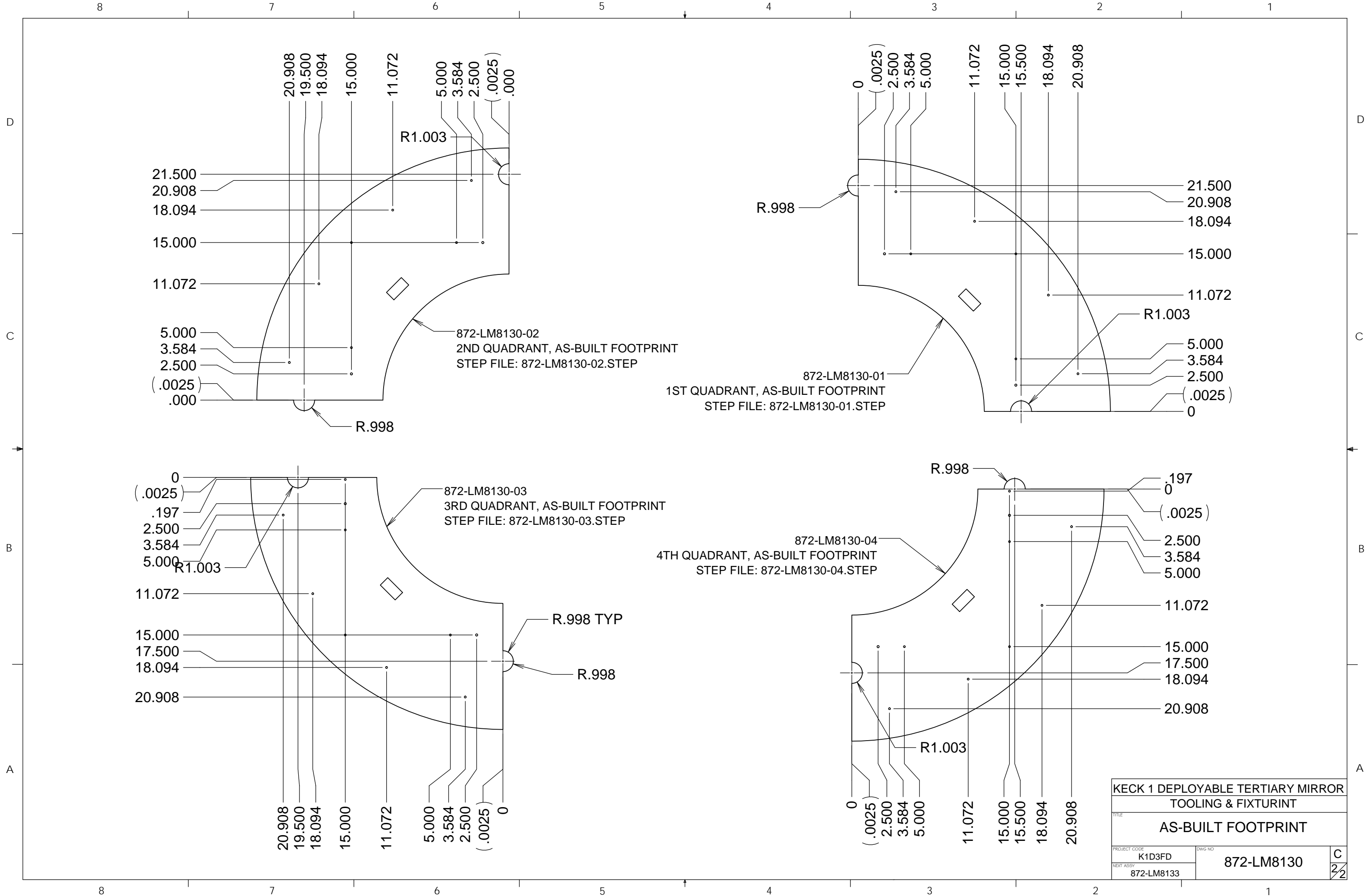
UNLESS OTHERWISE NOTED DIMENSIONS ARE IN INCHES & TOLERANCES ARE AS FOLLOWS

X.X: ±0.1000" X.XX: ±0.0100"
 X.XXX: ±0.0050" X.XXXX: ±0.0001"
 ANGLES: ±0.5° FINISH: 125 MICRO INCHES
 BREAK ALL SHARP EDGES & CORNERS .002" MAX

MATERIAL: .090" ALUM 5xxx/6xxx FINISH: --



DRAWN	CABAK	--	KECK 1 DEPLOYABLE TERTIARY MIRROR
CHECKED	--	--	TOOLING & FIXTURINT
DESIGNED	CABAK	--	TITLE
APPROVED	CABAK	--	AS-BUILT FOOTPRINT
SW DOCUMENT FILE	1	PROJECT CODE	K1D3FD
		DWG NO	872-LM8130
		NEXT ASSY	872-LM8133
			872-LM8130
			C 1/2



KECK 1 DEPLOYABLE TERTIARY MIRROR			
TOOLING & FIXTURINT			
TITLE			
AS-BUILT FOOTPRINT			
PROJECT CODE		DWG NO	
K1D3FD		872-LM8130	
NEXT ASSY		872-LM8133	