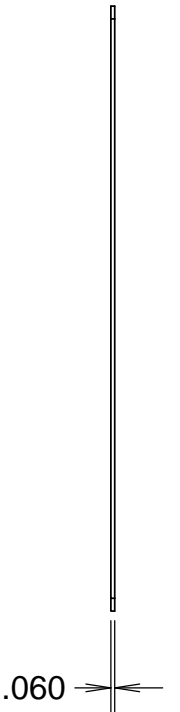
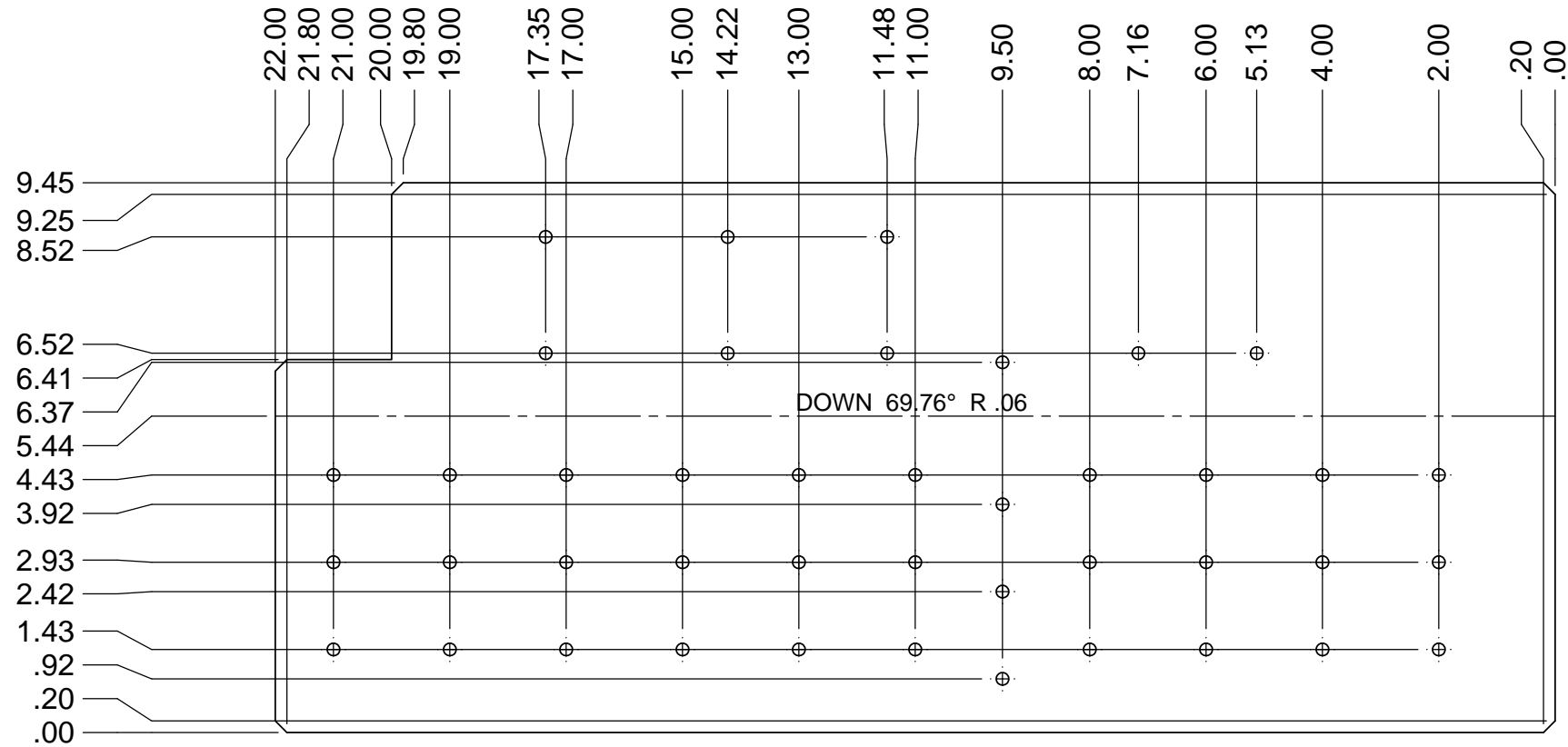
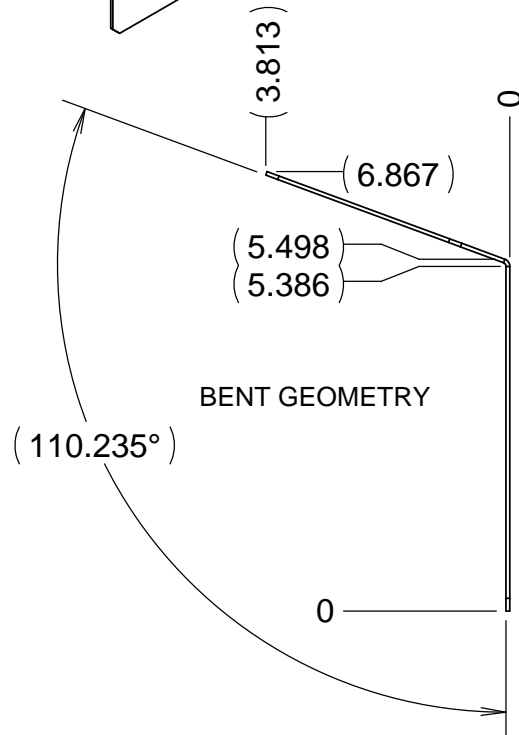
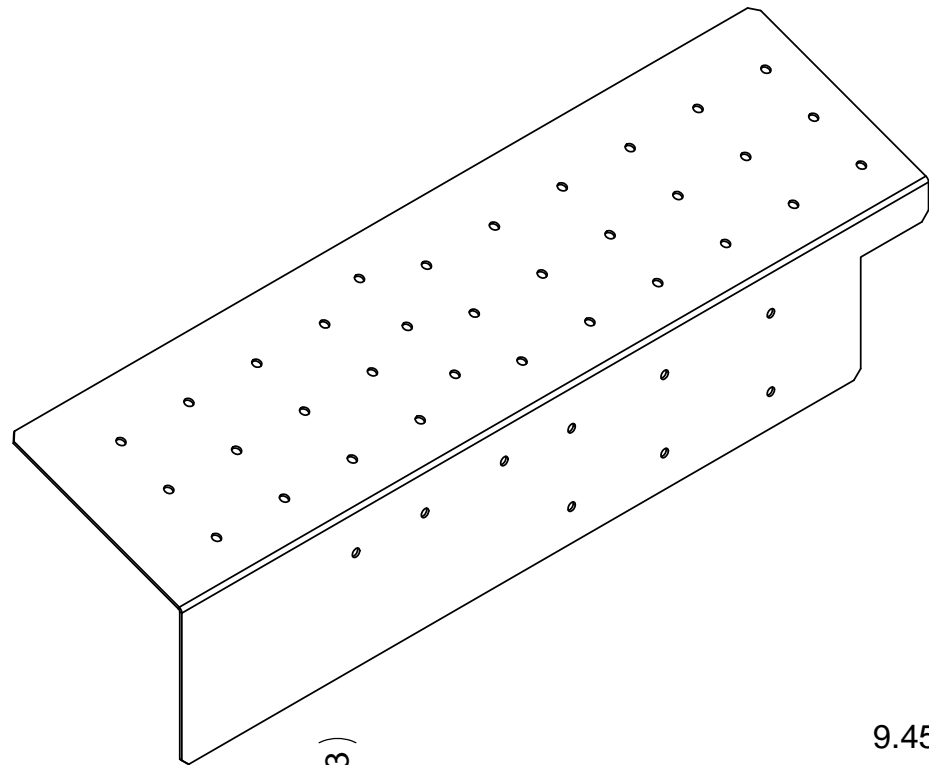


REVISIONS				
REV	DATE	DRW'N	CHCK'D	DESCRIPTION
A	8SEP17	CR	--	INITIAL RELEASE

D  
C  
B  
A

D  
C  
B  
A



**NOTES**

1. CAD MODEL FILENAME, 872-LM3173 Sheet Metal B Wire Stress Relief
2. +/- .010 INCHES ON MATERIAL THICKNESS
3. BREAK ALL SHARP EDGES
4. PAINT FLAT BLACK WITH BKM AFTER FIT TESTING

UNLESS OTHERWISE NOTED DIMENSIONS ARE IN INCHES & TOLERANCES ARE AS FOLLOWS

X.X: ±0.1000"    X.XX: ±0.0100"  
 X.XXX: ±0.0050"    X.XXXX: ±0.0001"  
 ANGLES: ±0.5°    FINISH: 125 MICRO INCHES  
 BREAK ALL SHARP EDGES  
 & CORNERS .002" MAX

MATERIAL	STEEL	FINISH	--
----------	-------	--------	----



DRAWN	RATLIFF	--	KECK 1 DEPLOYABLE TERTIARY MIRROR
CHECKED	MARQUES	--	OUTER DRUM
DESIGNED	RATLIFF	--	TITLE
ENGINEER	RATLIFF	--	STRAIN RELIEF PANEL B
SW DOCUMENT FILE	1	PROJECT CODE	K1D3FD
		DWG NO	872-LM3173
		NEXT ASSY	--
			A
			1/1

8      7      6      5      4      3      2      1