
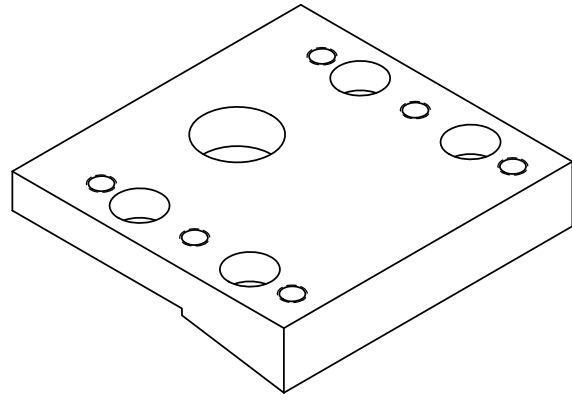
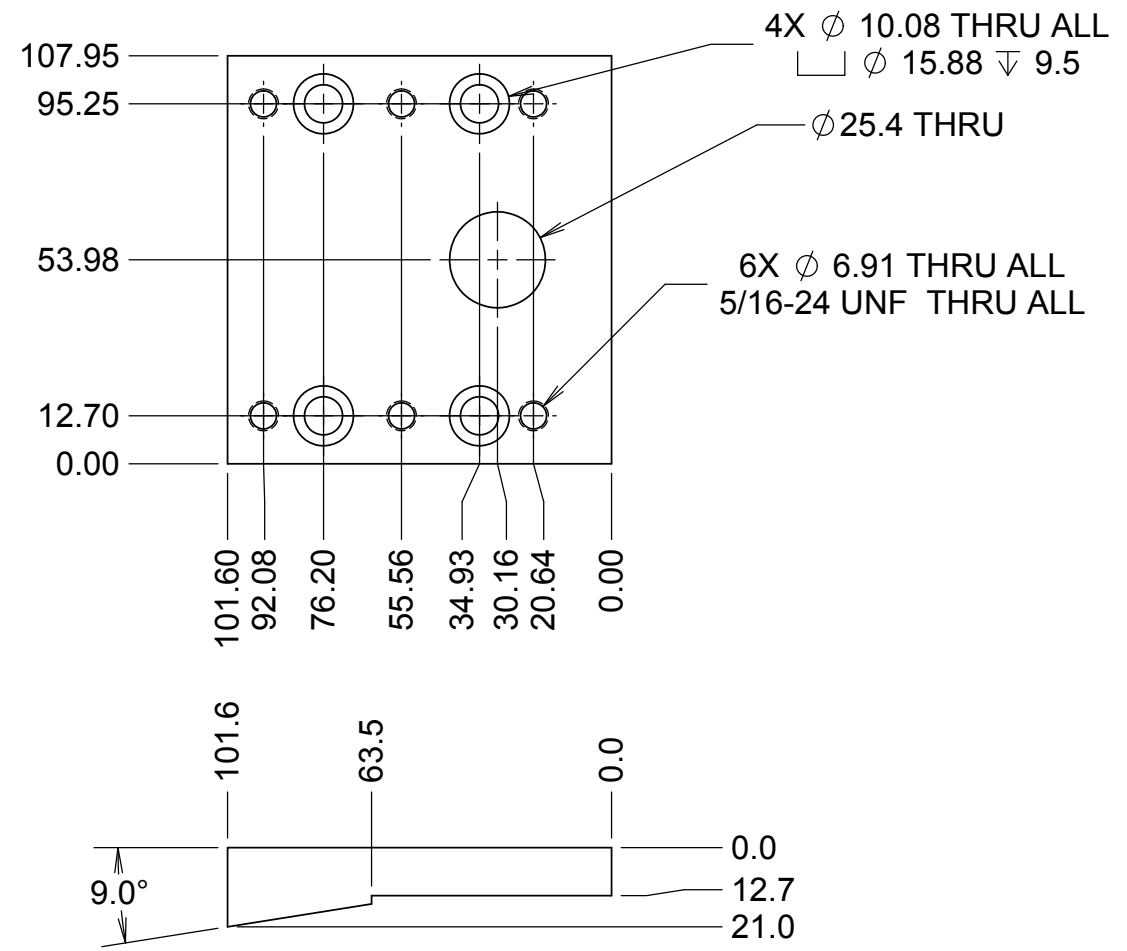


REVISIONS				
REV	DATE	DRW'N	CHCK'D	DESCRIPTION
A	23MAR17	CR	--	INITIAL RELEASE



NOTES

1. CAD MODEL FILENAME, 872-LM3156 Seismic Mount
2. MATERIAL: 4130 STEEL, CHROMIUM NITRIDE COATED
3. USE EXISTING PART AND ADD SLOTS AND INSIDE CORNER CUTTING

UNLESS OTHERWISE NOTED DIMENSIONS ARE IN MILLIMETERS & TOLERANCES ARE AS FOLLOWS: X.X: ±0.10 mm X.XX: ±0.01 mm ANGLES: ±0.5° FINISH: 3 MICRONS (µm) BREAK ALL SHARP EDGES & CORNERS .25mm MAX			DRAWN RATLIFF	--	KECK 1 DEPLOYABLE TERTIARY MIRROR	
MATERIAL SEE NOTE 2.			FINISH NA	CHECKED --	--	OUTER DRUM
			DESIGNED JWARD	--	TITLE MODIFIED DEFINING POINT AIR MOTOR MOUNT	
			ENGINEER RATLIFF	--	PROJECT CODE K1D3FD	DWG NO 872-LM3156
			SW DOCUMENT FILE 872-LM3156.SLDPRPT	QUANTITY 1	NEXT ASSY --	REV A 1/1