
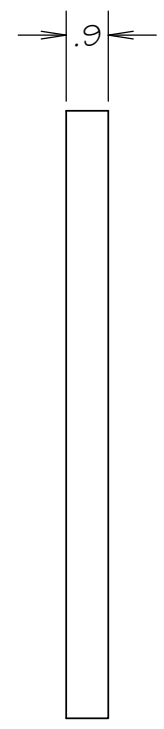
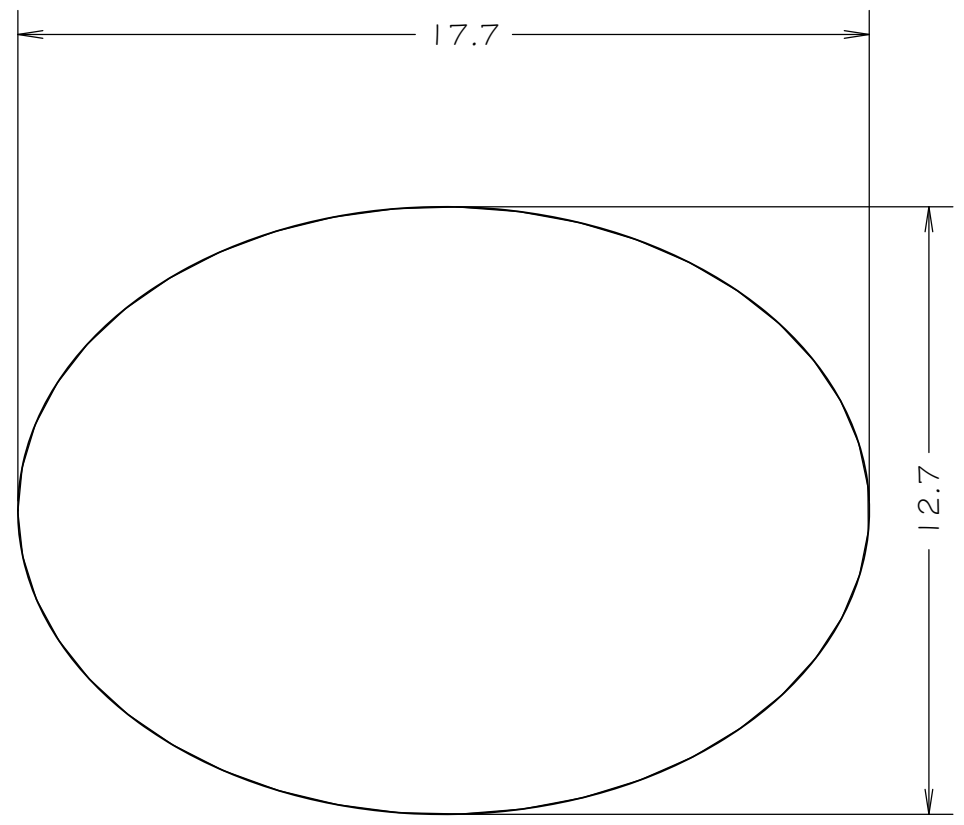



REVISIONS				
REV	DATE	DRWN	CHK'D	DESCRIPTION
A	26JAN11	GFC	--	INITIAL RELEASE
B	07SEP16	GFC	--	DOCUMENT CHANGE



UNLESS OTHERWISE NOTED DIMENSIONS ARE IN INCHES & TOLERANCES ARE AS FOLLOWS

X.X: ±0.1000" X.XX: ±0.0100"
 X.XXX: ±0.0050" X.XXXX: ±0.0001"
 ANGLES: ±0.5° FINISH: 125 MICRO INCHES
 BREAK ALL SHARP EDGES & CORNERS .002" MAX

MATERIAL	FINISH
TBD	NA



DRAWN	CABAK	26JAN11	KECK I DEPLOYABLE TERTIARY MIRROR	
CHECKED			PRELIMINARY SKETCHES & GENERAL LAYOUTS	
DESIGNED			TITLE	
ENGINEER			M3, 0 FOV, SCALE MOCKUP	
SW DOCUMENT FILE	QUANTITY	PROJECT CODE	DWG NO	REV
	1		872-LM0001	B
		NEXT ASSY		1