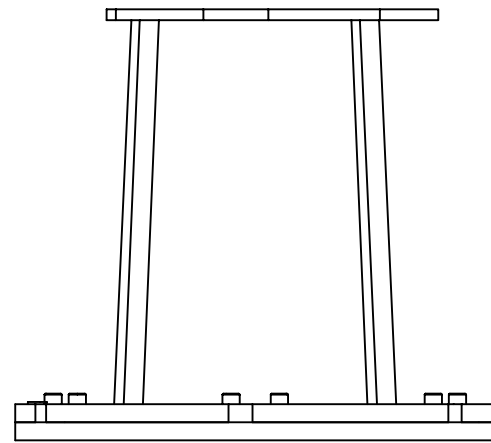
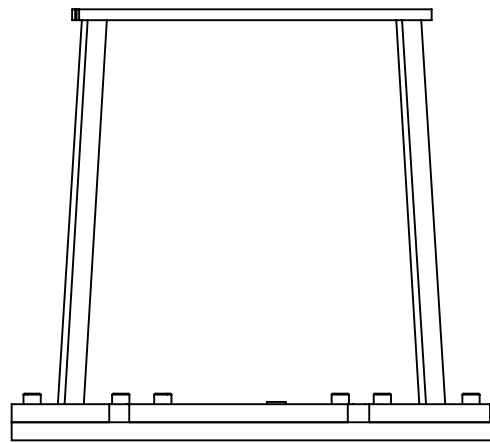
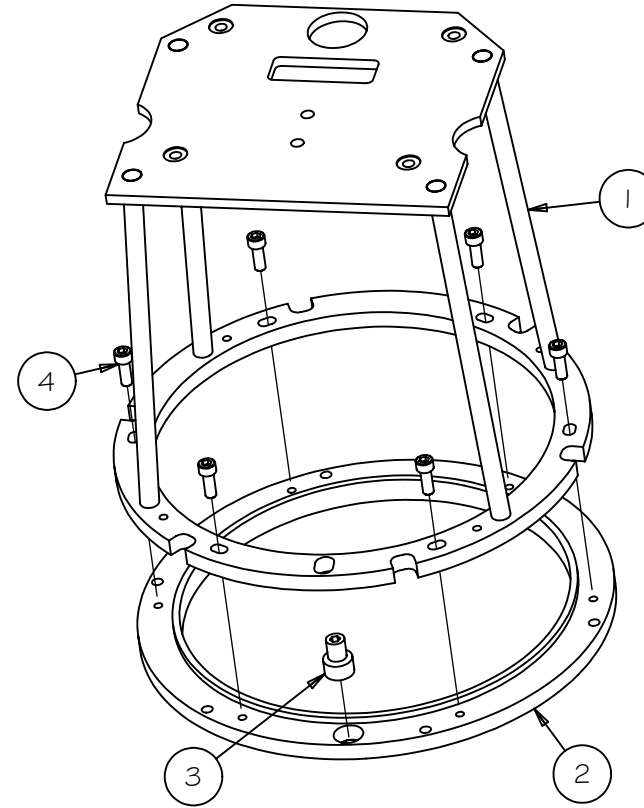
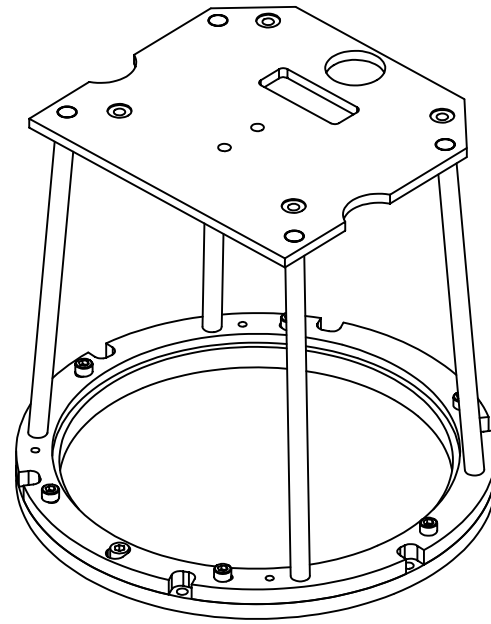
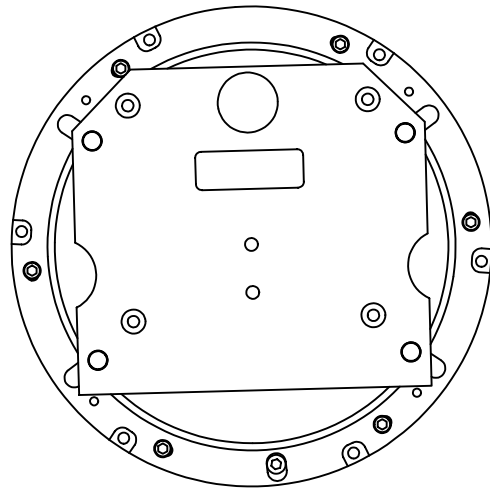
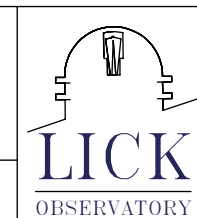


REV	DRWN	CHK'D	DATE	DESCRIPTION
A	GFC	JL	10/21/02	INITIAL RELEASE



Parts List			
ITEM	QTY	PART NUMBER	DESCRIPTION
1	1	H-9356	WELDMENT, CCD SUPPORT SPIDER
2	1	H-9352	ATTACHMENT PLATE, SUPPORT SPIDER
3	1	H-9351	ROTATOR
4	6	SHCS-4-40X375	SOC. HD. CAP SCRW., 4-40, .375 LG

TOLERANCES UNLESS OTHERWISE NOTED:  
 FRACTIONAL: 0"-6": ±1/64" 6"-24": ±1/32"  
 24"+: ±1/16"  
 DECIMAL: X.X: ±0.1000" X.XX: ±0.0100"  
 X.XXX: ±0.0050" X.XXXX: ±0.0001"  
 ANGLES: ±0.5° FINISH: 125 MICRO INCHES  
 BREAK ALL SHARP EDGES & CORNERS 1/64" MAX



DRAWN	G CABAK	10/21/2002	HIRES CCD UPGRADE
CHECKED	T PFISTER	10/21/2002	CCD SUPPORT SYSTEM
DESIGNED	G CABAK		TITLE
ENGINEER	G CABAK	10/21/2002	CCD SUPPORT SPIDER SUB-ASSEMBLY
MATERIAL	PARTS LIST	FINISH	
PROJECT CODE	KHCCDE		DWG NO
NEXT ASSY	N/A		H-9357

DO NOT SCALE DRAWING

REV  
A  
1/1