
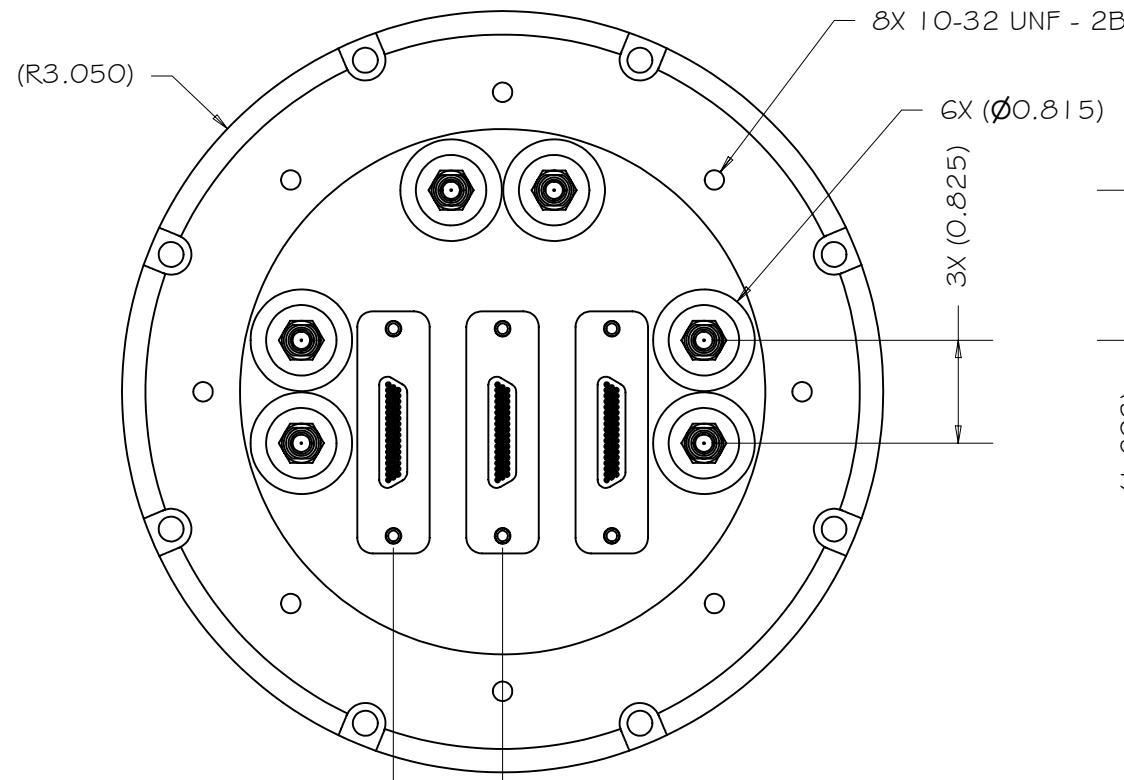
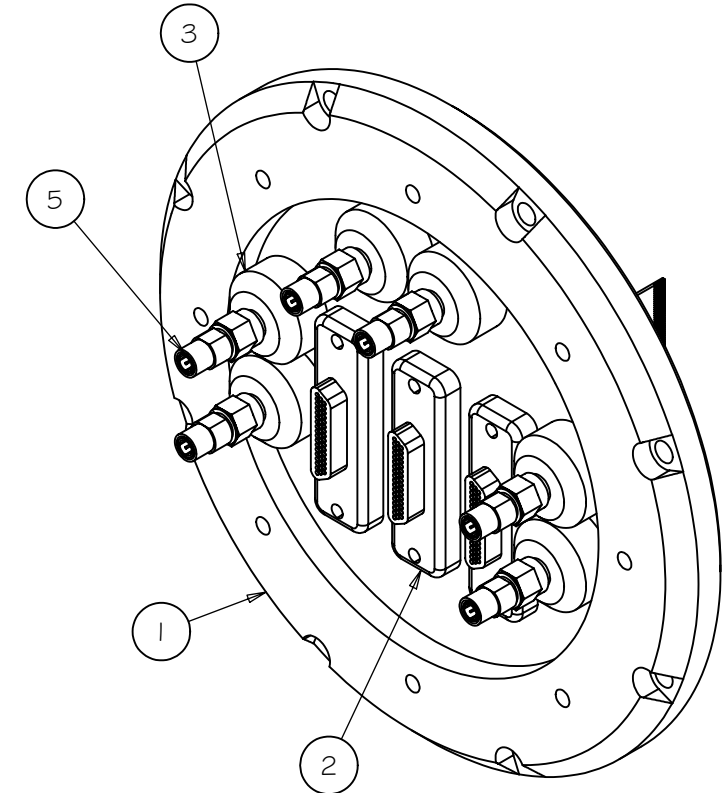
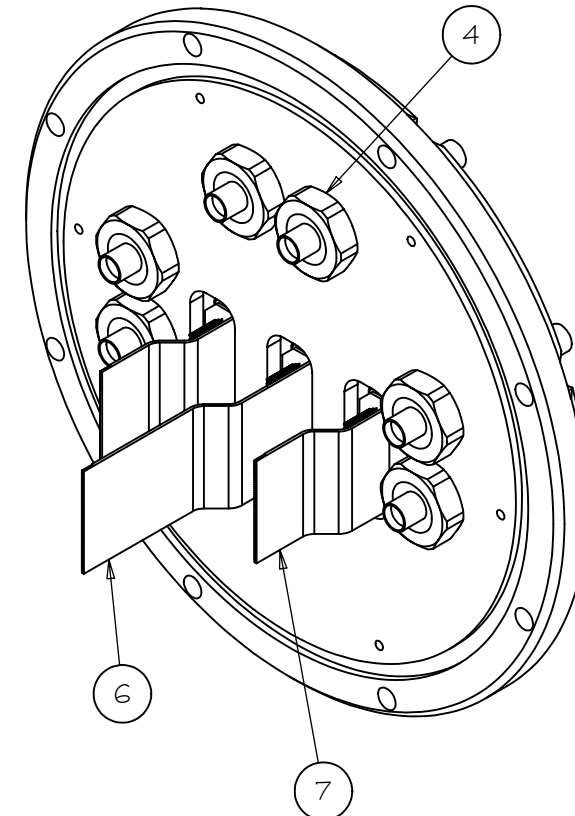


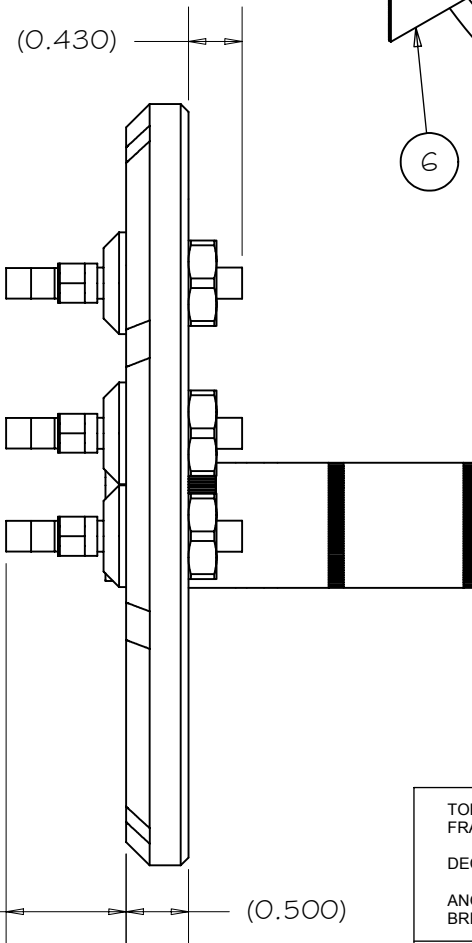
REV	DRWN	CHK'D	DATE	DESCRIPTION
A	GFC	CW	5/14/03	INITIAL RELEASE



VACUUM SIDE



PRESSURE SIDE



PARTS LIST			
ITEM	QTY	P/N	DESCRIPTION
1	1	H-9203	REAR DEWAR LID
2	3	H/W	MICRO DSUB CONNECTOR, PAVE, #2252
3	6	H-9454	SMA CONNECTOR, MODIFIED
4	6	H-9455	NUT, SMA CONNECTOR
5	6	H/W	SMA COUPLER
6	1	EL-3400-1	DEWAR FLEX CIRCUIT, 2.795 LNG
7	2	EL-3400-2	DEWAR FLEX CIRCUIT, 1.745 LNG

TOLERANCES UNLESS OTHERWISE NOTED:
 FRACTIONAL: 0"-6": ±1/64" 6"-24": ±1/32"
 24"+: ±1/16"
 DECIMAL: X.X: ±0.1000" X.XX: ±0.0100"
 X.XXX: ±0.0050" X.XXXX: ±0.0001"
 ANGLES: ±0.5° FINISH: 125 MICRO INCHES
 BREAK ALL SHARP EDGES & CORNERS 1/64" MAX

MATERIAL PARTS LIST FINISH



DRAWN G CABAK	5/13/2003	HIRES CCD UPGRADE	
CHECKED C WRIGHT		MAJOR ASSEMBLIES	
DESIGNED G CABAK		REAR DEWAR LID ASSEMBLY	
ENGINEER G CABAK		PROJECT CODE KHCCDE	DWG NO H-9116
DO NOT SCALE DRAWING		NEXT ASSY H-9117	REV A