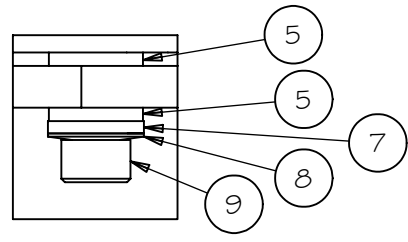
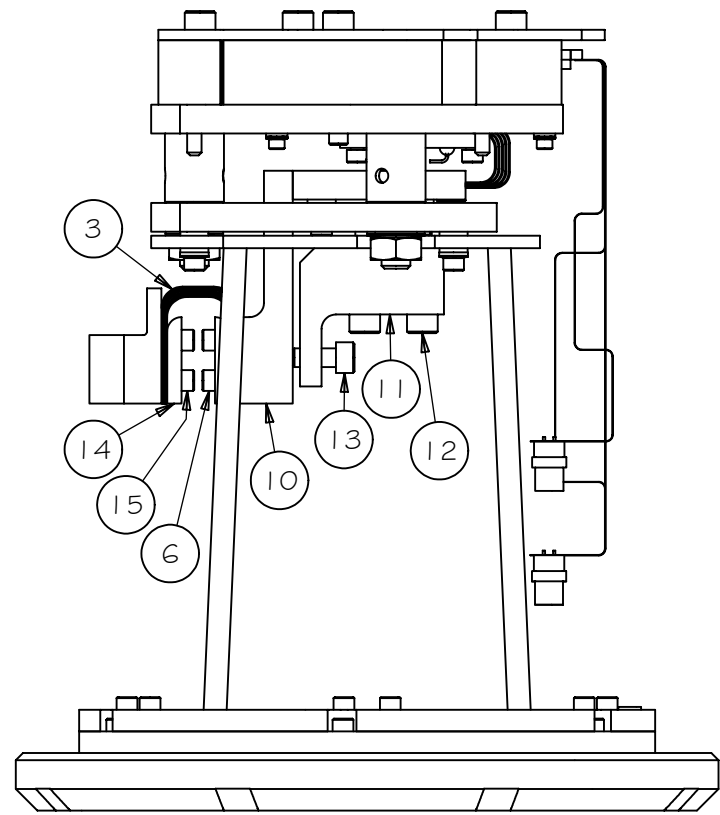
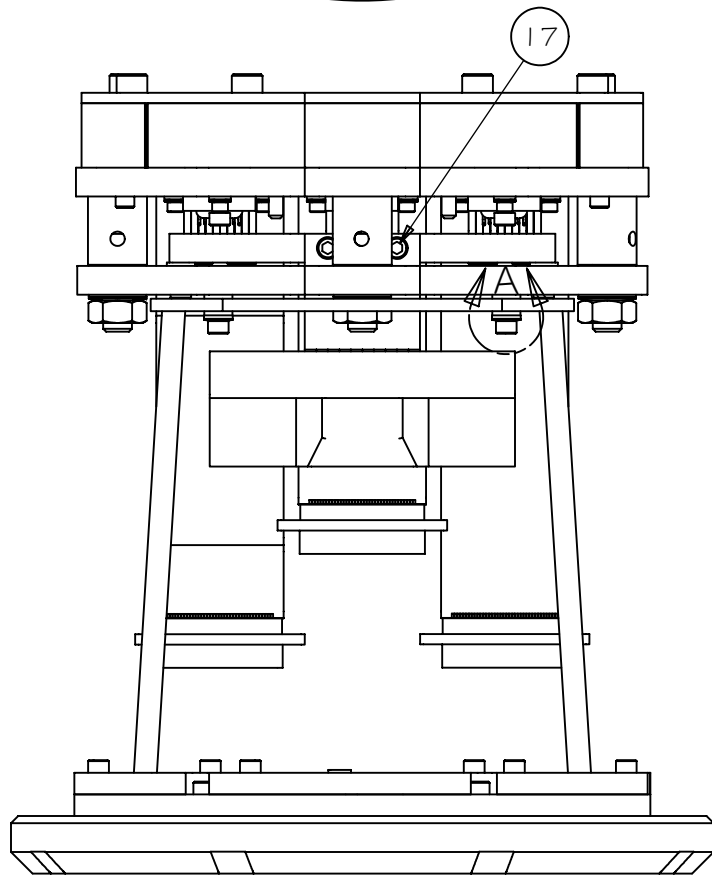


REV	DRWN	CHK'D	DATE	DESCRIPTION
-	GFC			CHECK PRINT - FOR REFERENCE ONLY




DETAIL A



Parts List			
ITEM	QTY	PART NUMBER	DESCRIPTION
1	1	H-9357	CCD SUPPORT SPIDER SUB-ASSEMBLY
2	1	H-9111	CCD & BACKPLANE ASSEMBLY
3	1	H-9506	MAIN STRAP ASSEMBLY
4	1	H-9203	
5	8	H-9417	INSERT, DELRIN
6	10	SHCS-English-UNC	
7	4	ANSI B18.22.1-1965, R1990	Type B Plain Washer
8	4	B0250-009	BELLEVILLE SPRING WASHER
9	4	SHCS-English-UNC	
10	1	H-9509	
11	1	H-9510	
12	2	SHCS-English-UNF	
13	1	SHCS-English-UNC	
14	2	H-9508	CLAMPING PLATE, MAIN STRAP
15	4	SHCS-English-UNC	
16	1	H-9504	MATING BLOCK, COLD FINGER
17	2	SHCS-English-UNC	

TOLERANCES UNLESS OTHERWISE NOTED:
 FRACTIONAL: 0"-6": ±1/64" 6"-24": ±1/32"
 24"+: ±1/16"
 DECIMAL: X.X: ±0.1000" X.XX: ±0.0100"
 X.XXX: ±0.0050" X.XXXX: ±0.0001"
 ANGLES: ±0.5° FINISH: 125 MICRO INCHES
 BREAK ALL SHARP EDGES & CORNERS 1/64" MAX



DRAWN: G CABAK 11/6/2002
 CHECKED: J LEWIS
 DESIGNED: G CABAK
 ENGINEER: G CABAK

PROJECT CODE: KHCCDE
 DWG NO: H-9112
 TITLE: DEWAR CONTENTS ASSEMBLY
 NEXT ASSY: N/A

MATERIAL: PARTS LIST
 FINISH:

DO NOT SCALE DRAWING

REV: A
 1/1